REV.	MODIFICATION	DATE	DRAWING	CHECKED	APPROVED
1					
2					

THE DIMENSIONS SHOWN ON THIS DESIGNED DRAWING ARE FOR ILLUSTRATIVE PURPOSE

DIMENSIONS FOR ACTUAL CARRIER TAPE MAY SLIGHTLY DIFFERENT

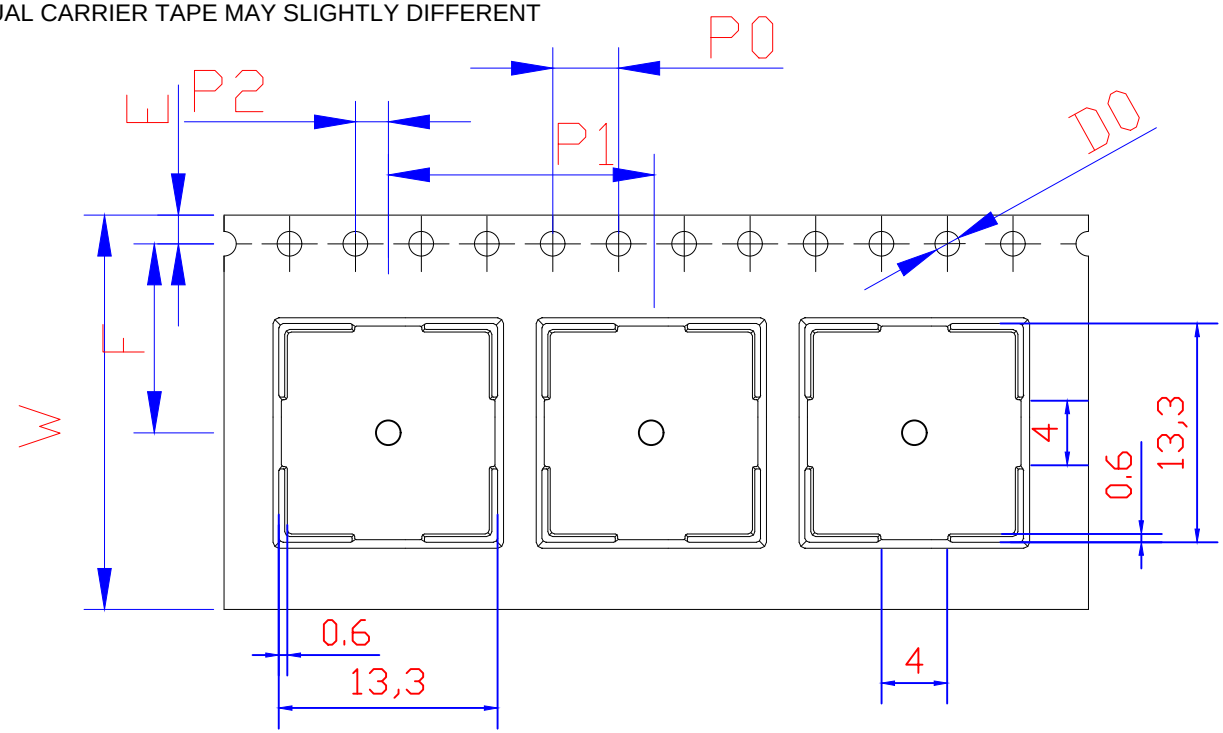

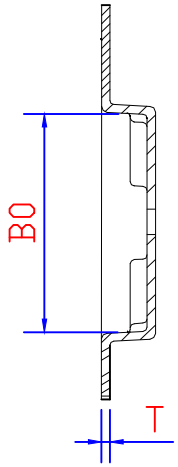

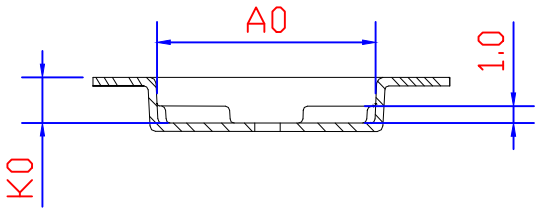

Not Marked tolerance ±0.2mm

D_0 Ⓑ	D_1 Ⓑ	P_0 Ⓐ	P_2 Ⓐ	E Ⓐ
1.50 +0.10 −0.00	1.50 +0.10 −0.00	4.00 ±0.10	2.00 ±0.10	1.75 ±0.10

ITEM	W Ⓑ	A_0 Ⓐ	A_1 Ⓐ	B_0 Ⓐ	B_1 Ⓐ	K_0 Ⓒ	K_1 Ⓒ	P_1 Ⓐ	F Ⓐ	T Ⓑ
DIM	24.00 ±0.30	13.30 ±0.10	±0.10	13.30 ±0.10	±0.10	2.50 ±0.10	1.50 ±0.10	16.00 ±0.10	11.50 ±0.10	0.30 ±0.05
ALTERNATE										

1.The Maximum cumulative tolerance is ±0.2mm for 10 sprocket hole pitch

2.Cambers do not exceed 1.0mm in 250mm length

3.All dimension follow EIA-481-D series definition

4.Material: PS black

5.One 22" Reel=83 Meters

RoHS Compliance

SINHO ELECTRONIC TECHNOLOGY CO.,LTD

NAME.	CARRIER TAPE	Mold Ref	BGA1313D	SIZE	A4	DSGD	
Mold Ref	13.30×13.30×2.50	Customer P/N		SHEET	1/1	PROJ	
		SCALE	1:1	REV	A/0	CHKD	
MATERIAL	PS BLACK	UNIT	MM	DATE	2023-7-26	APPD	

DIM TOL	Ang Tol
X ±0.30 X.XX ±0.10 X.XXX ±0.05	X ±5° .X ±3° .XX ±1°