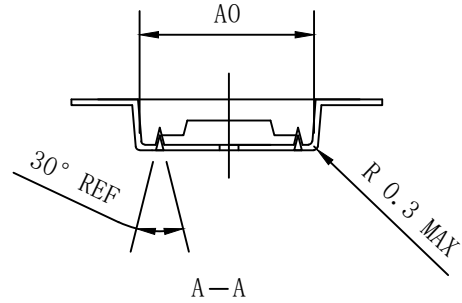
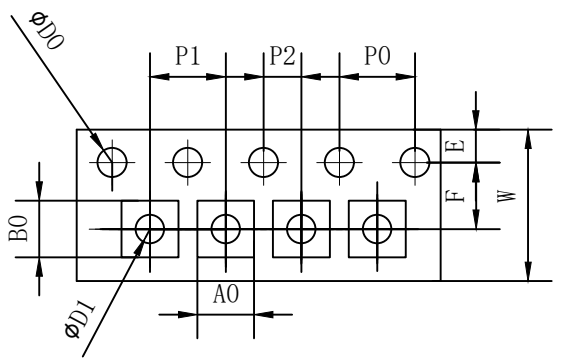
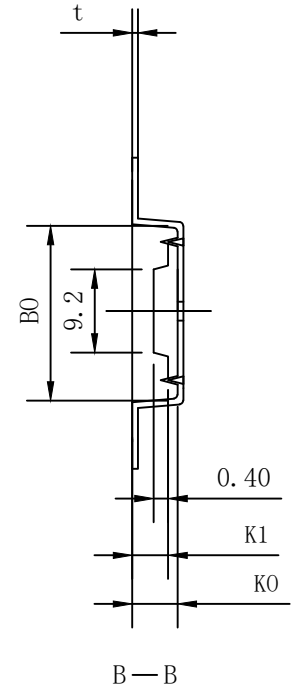
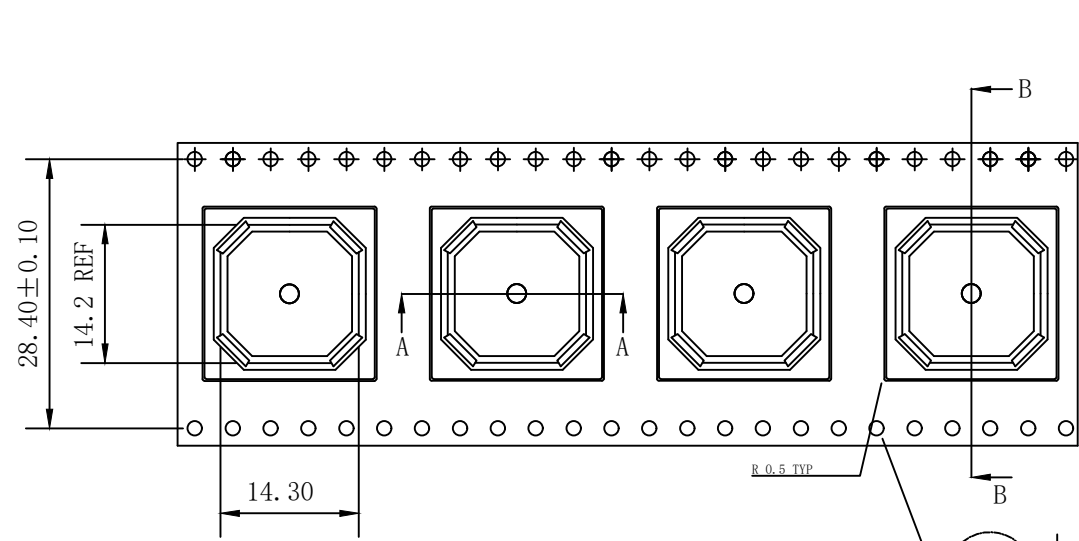


THE DIMENSIONS SHOWN ON THIS DESIGNED DRAWING ARE FOR ILLUSTRATIVE PURPOSE

DIMENSIONS FOR ACTUAL CARRIER TAPE MAY SLIGHTLY DIFFERENT

REV.	MODIFICATION	DATE	DRAWING	CHECKED	APPROVED
1					
2					



Not Marked tolerance ±0.2mm

$D_0 \text{ (E)}$	$D_1 \text{ (E)}$	$P_0 \text{ (A)}$	$P_2 \text{ (A)}$	$E \text{ (A)}$						
1.50 $^{+0.10}_{-0.00}$	2.00 $^{+0.10}_{-0.00}$	4.00 $\pm 0.10$	2.00 $\pm 0.10$	1.75 $\pm 0.10$						
ITEM	$W \text{ (E)}$	$A_0 \text{ (A)}$	$A_1 \text{ (A)}$	$B_0 \text{ (A)}$	$B_1 \text{ (A)}$	$K_0 \text{ (C)}$	$K_1 \text{ (C)}$	$P_1 \text{ (A)}$	$F \text{ (A)}$	$T \text{ (E)}$
DIM	32.00 $\pm 0.30$	17.00 $\pm 0.10$	$\pm 0.10$	17.00 $\pm 0.10$	$\pm 0.10$	2.10 $\pm 0.10$	1.40 $\pm 0.10$	24.00 $\pm 0.10$	14.20 $\pm 0.10$	0.35 $\pm 0.05$
ALTERNATE										

- 1.The Maximum cumulative tolerance is ±0.2mm for 10 sprocket hole pitch
- 2.Cambers do not exceed 1.0mm in 250mm length
- 3.All dimension follow EIA-481-D series definition
- 4.Material: PS black
- 5.One 22" Reel=99 Meters

RoHS Compliance	NAME.	CARRIER TAPE	Part Number	Q1414L	SIZE	A4	DSGD		DIM TOL	Ang Tol
	Mold Ref	17.00*17.00*2.10	Customer P/N		SHEET	1/1	PROJ		X ±0.30 X.XX ±0.10 X ±5'	X ±3'
	MATERIAL	PS BLACK	SCALE	1:1	REV	A/0	CHKD		X.X ±0.20X.XXX ±0.05 .XX ±1'	
			UNIT	MM	DATE	2022.01.17	APPD			

