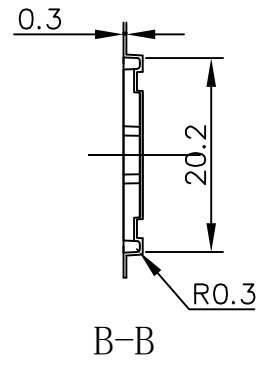
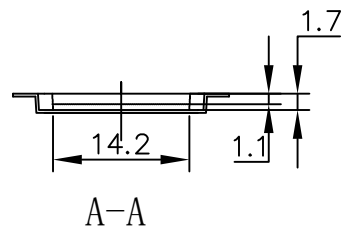
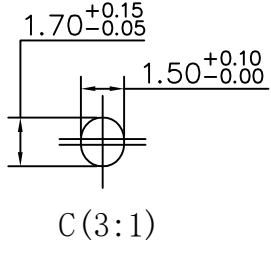
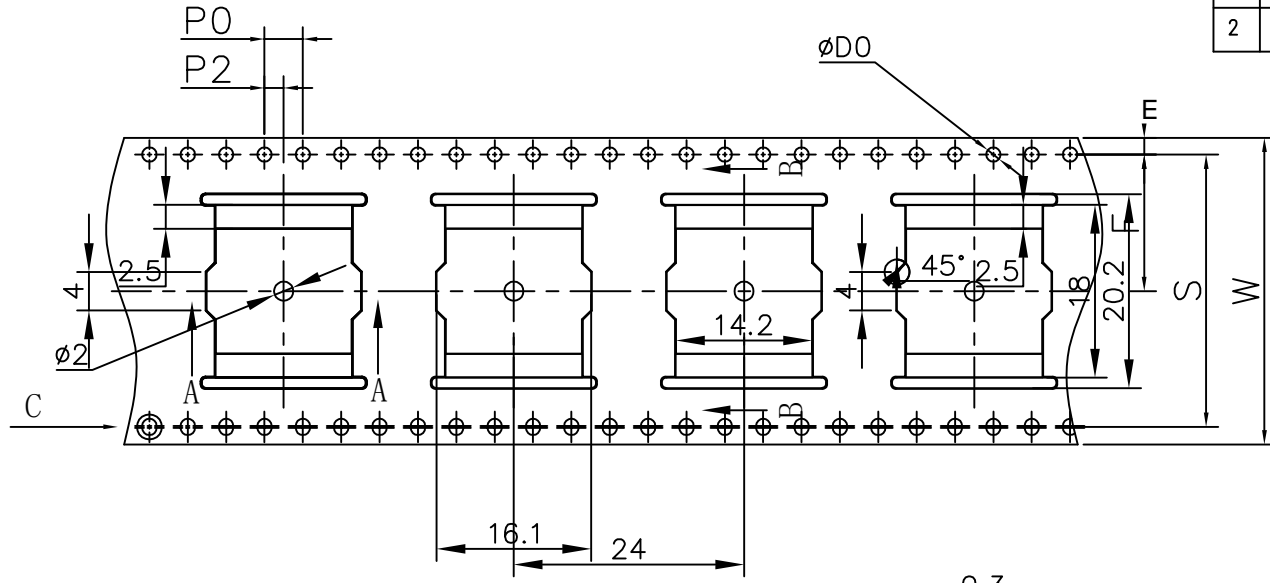


THE DIMENSIONS SHOWN ON THIS DESIGNED DRAWING ARE FOR ILLUSTRATIVE PURPOSE

DIMENSIONS FOR ACTUAL CARRIER TAPE MAY SLIGHTLY DIFFERENT

REV.	MODIFICATION	DATE	DRAWING	CHECKED	APPROVED
1					
2					



Not Marked tolerance ±0.2mm

- 1.The Maximum cumulative tolerance is ±0.2mm for 10 sprocket hole pitch
- 2.Cambers do not exceed 1.0mm in 250mm length
- 3.All dimension follow EIA-481-D series definition
- 4.Material: PS black
- 5.One 22" Reel=95 Meters

	D ₀ ⊕	D ₁ ⊕	P ₀ ⊕	P ₂ ⊕	E ⊕					
	1.50 ^{+0.10} / _{-0.00}	2.00 ^{+0.10} / _{-0.00}	4.00 ±0.10	2.00 ±0.10	1.75 ±0.10					
ITEM	W ⊕	A ₀ ⊕	A ₁ ⊕	B ₀ ⊕	B ₁ ⊕	K ₀ ⊙	K ₁ ⊙	P ₁ ⊕	F ⊕	T ⊕
DIM	32.00 ±0.30	14.20 ±0.10	±0.10	20.20 ±0.10	±0.10	1.70 ±0.10	1.10 ±0.10	24.00 ±0.10	14.20 ±0.10	0.30 ±0.05
ALTERNATE										

RoHS Compliance	NAME.	CARRIER TAPE	Part Number	TSOP56-B	SIZE	A4	DSGD		DIM TOL	Ang Tol
	Mold Ref	14.20*20.20*1.70	Customer P/N		SHEET	1/1	PROJ		X ±0.30 X.XX ±0.10 X ±5'	.X ±3'
	MATERIAL	PS BLACK	SCALE	1:1	REV	A/0	CHKD		X.X ±0.20X.XXX ±0.05 .XX ±1'	
			UNIT	MM	DATE	2022.01.17	APPD			

