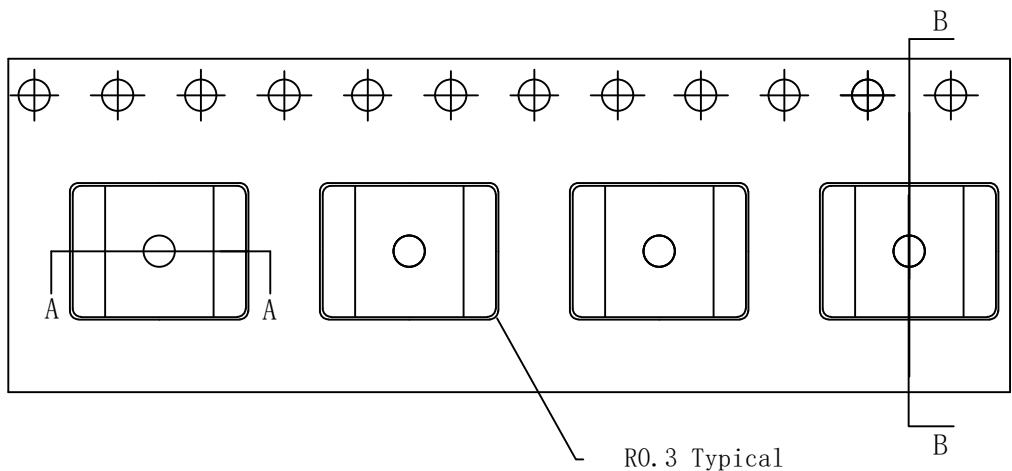
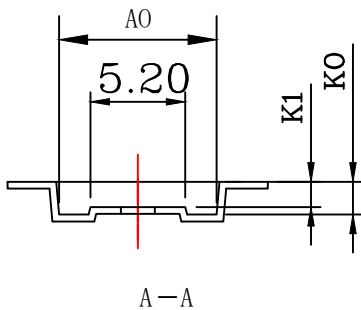


THE DIMENSIONS SHOWN ON THIS DESIGNED DRAWING ARE FOR ILLUSTRATIVE PURPOSE  
 DIMENSIONS FOR ACTUAL CARRIER TAPE MAY SLIGHTLY DIFFERENT

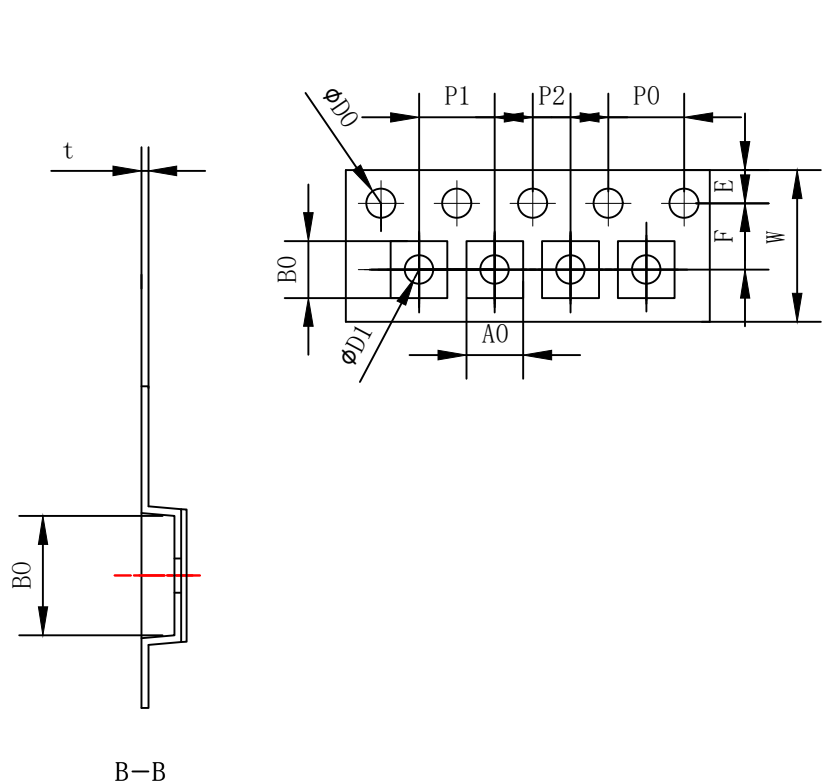
REV.	MODIFICATION	DATE	DRAWING	CHECKED	APPROVED
1					
2					



R0.3 Typical



A-A



B-B

Not Marked tolerance  $\pm 0.2\text{mm}$

$D_0 \text{ } \textcircled{E}$	$D_1 \text{ } \textcircled{E}$	$P_0 \text{ } \textcircled{A}$	$P_2 \text{ } \textcircled{A}$	$E \text{ } \textcircled{A}$						
1.50 $\begin{smallmatrix} +0.10 \\ -0.00 \end{smallmatrix}$	1.50 $\begin{smallmatrix} +0.10 \\ -0.00 \end{smallmatrix}$	4.00 $\pm 0.10$	2.00 $\pm 0.10$	1.75 $\pm 0.10$						
ITEM	$W \text{ } \textcircled{E}$	$A_0 \text{ } \textcircled{A}$	$A_1 \text{ } \textcircled{A}$	$B_0 \text{ } \textcircled{A}$	$B_1 \text{ } \textcircled{A}$	$K_0 \text{ } \textcircled{C}$	$K_1 \text{ } \textcircled{C}$	$P_1 \text{ } \textcircled{A}$	$F \text{ } \textcircled{A}$	$T \text{ } \textcircled{E}$
DIM	16.00 $\pm 0.30$	8.20 $\pm 0.10$	$\pm 0.10$	6.60 $\pm 0.10$	$\pm 0.10$	2.50 $\pm 0.10$	2.10 $\pm 0.10$	12.00 $\pm 0.10$	7.50 $\pm 0.10$	0.30 $\pm 0.05$
ALTERNATE										

- The Maximum cumulative tolerance is  $\pm 0.2\text{mm}$  for 10 sprocket hole pitch
- Cambers do not exceed 1.0mm in 250mm length
- All dimension follow EIA-481-D series definition
- Material: PS black
- One 22" Reel=80 Meters

RoHS Compliance	NAME.	CARRIER TAPE	Part number	SSOP14	SIZE	A4	DSGD		DIM TOL	Ang Tol
	Mold Ref	8.20*6.60*2.50	Customer P/N		SHEET	1/1	PROJ		X $\pm 0.30$ X.XX $\pm 0.10$ X $\pm 5'$	.X $\pm 3'$
	MATERIAL	PS BLACK	SCALE	1:1	REV	A/0	CHKD		X.X $\pm 0.20$ X.XXX $\pm 0.05$ .XX $\pm 1'$	
			UNIT	MM	DATE	2022.3.7	APPD			

