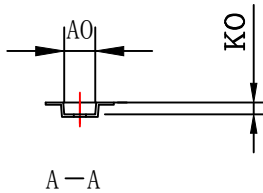
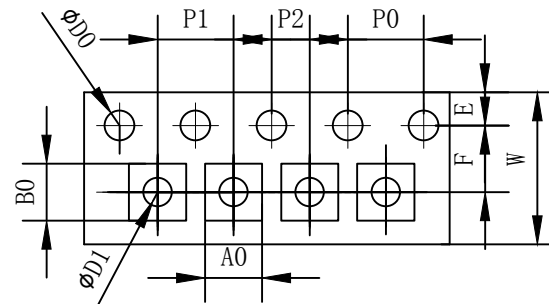
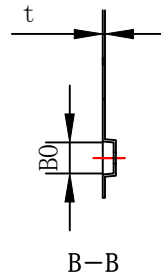
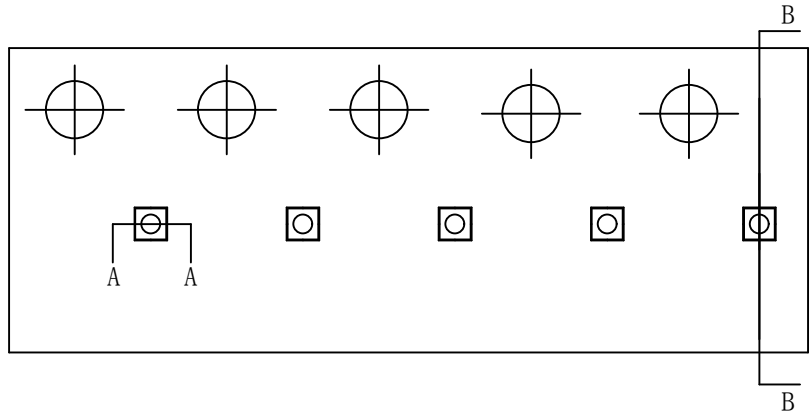


THE DIMENSIONS SHOWN ON THIS DESIGNED DRAWING ARE FOR ILLUSTRATIVE PURPOSE
 DIMENSIONS FOR ACTUAL CARRIER TAPE MAY SLIGHTLY DIFFERENT

REV.	MODIFICATION	DATE	DRAWING	CHECKED	APPROVED
1					
2					



Not Marked tolerance $\pm 0.2\text{mm}$

$D_0 \text{ } \textcircled{E}$	$D_1 \text{ } \textcircled{E}$	$P_0 \text{ } \textcircled{A}$	$P_2 \text{ } \textcircled{A}$	$E \text{ } \textcircled{A}$						
1.50 $\begin{smallmatrix} +0.10 \\ -0.00 \end{smallmatrix}$	0.50 $\begin{smallmatrix} +0.10 \\ \end{smallmatrix}$	4.00 ± 0.10	2.00 ± 0.05	1.75 ± 0.10						
ITEM	$W \text{ } \textcircled{E}$	$A_0 \text{ } \textcircled{A}$	$A_1 \text{ } \textcircled{A}$	$B_0 \text{ } \textcircled{A}$	$B_1 \text{ } \textcircled{A}$	$K_0 \text{ } \textcircled{C}$	$K_1 \text{ } \textcircled{C}$	$P_1 \text{ } \textcircled{A}$	$F \text{ } \textcircled{A}$	$T \text{ } \textcircled{E}$
DIM	8.00 ± 0.30	0.87 ± 0.05		0.87 ± 0.05		0.74 ± 0.05		4.00 ± 0.10	3.50 ± 0.05	0.20 ± 0.03
ALTERNATE										

- The Maximum cumulative tolerance is $\pm 0.2\text{mm}$ for 10 sprocket hole pitch
- Cambers do not exceed 1.0mm in 250mm length
- All dimension follow EIA-481-D series definition
- Material: PC black
- One 22" Reel=500 Meters

RoHS Compliance	NAME.	CARRIER TAPE	Part Number		SIZE	A4	DSGD		DIM TOL	Ang Tol
	Mold Ref	0.87x0.87x0.74	Customer P/N		SHEET	1/1	PROJ		X ± 0.30 X.XX ± 0.10 X $\pm 5'$	X $\pm 3'$
	MATERIAL	PC BLACK	SCALE	1:1	REV	A/0	CHKD		X.X ± 0.20 X.XXX ± 0.05 .XX $\pm 1'$	
			UNIT	MM	DATE	2022-06-02	APPD			

